MOTORS FOR SCREW DRIVING APPLICATIONS WITH ACCU-TRK CLUTCH

ALFB ACCU-TRK SERIES - Non reversible

Data sheet
ALFB22 AT

WATT: 190 / CONSUMPTION: 480 Nl/1'
Data measured at pressure of 6 bar - Minimum supply hose diameter: 6 mm (*) Optional on ATE version: direct starting for Right and reversible motors.



1. 1/4" hexagonal bit holder
2. Grip zone
3. Compressed air inlet
4. Screwing completed signal

Technical specification

Right rotation - Model	ALFB22 AT
Right rotation - Code	8604251
No-load speed - rpm/min	1000
Torque Nm - Nm	1,8 - 3,5
Clutch spring	Orange

Form features

Standard coupling bit holder 1⁄4“ (6.35 mm)

MOTORS FOR SCREW DRIVING APPLICATIONS WITH ACCU-TRK CLUTCH

Data sheet
ALFB22 AT

ALFB ACCU-TRK SERIES - Non reversible

WATT: 190 / CONSUMPTION: 480 Nl/1'

Data measured at pressure of 6 bar - Minimum supply hose diameter: 6 mm (*) Optional on ATE version: direct starting for Right and reversible motors.

Torque Adjustment

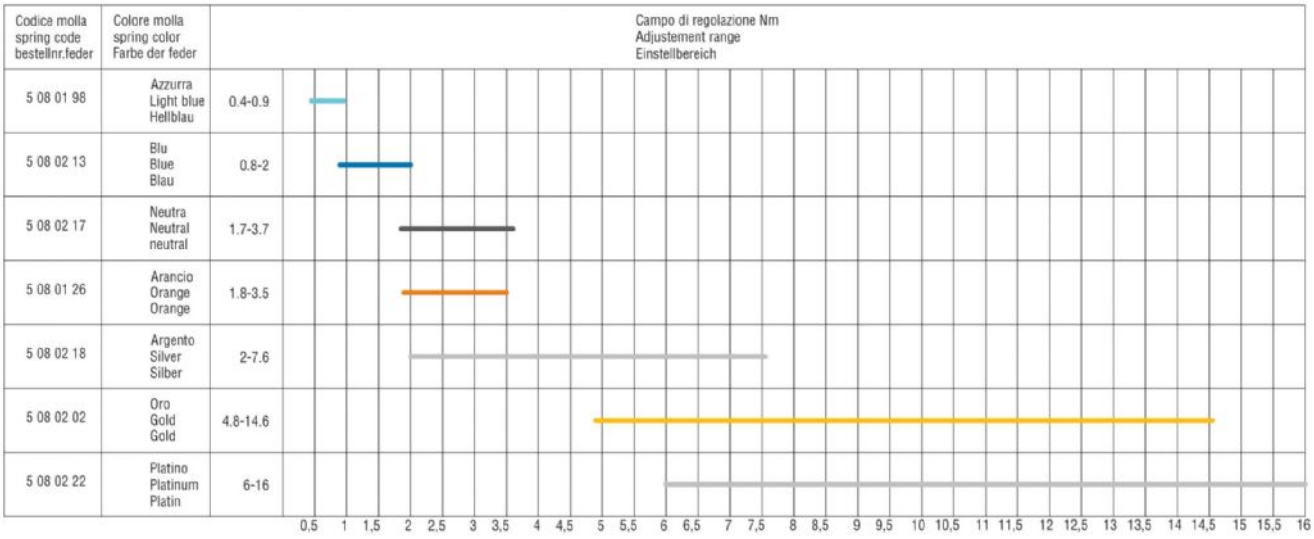

Overall dimensions

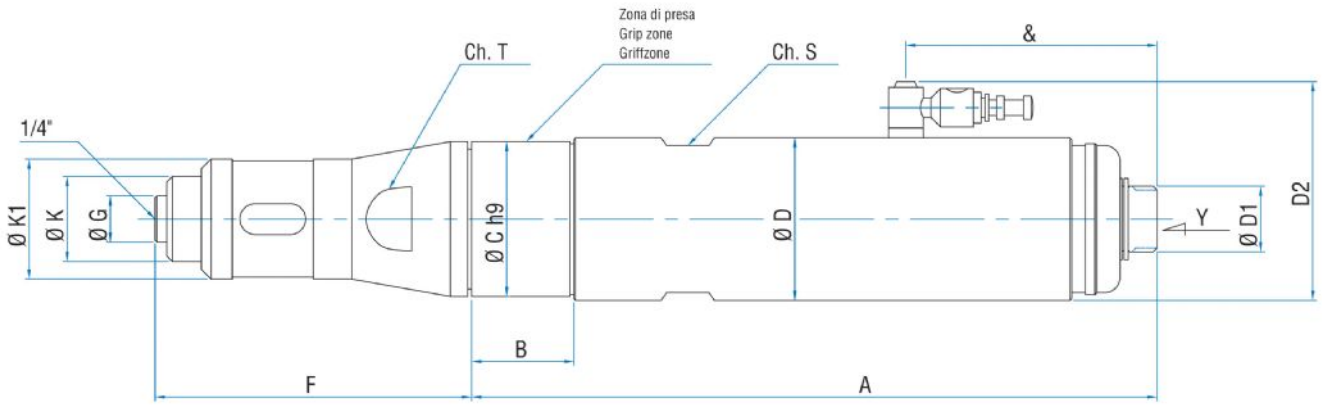

MOTORS FOR SCREW DRIVING APPLICATIONS WITH ACCU-TRK CLUTCH

Data sheet
ALFB22 AT

ALFB ACCU-TRK SERIES - Non reversible

WATT: 190 / CONSUMPTION: 480 Nl/1'

Data measured at pressure of 6 bar - Minimum supply hose diameter: 6 mm (*) Optional on ATE version: direct starting for Right and reversible motors.

Model	Code	A	B	C	D	D1	D2	F	G	K	K1	S	T	Y	&
ALFB22 AT	8604251	169,7	27,7	34	38	17	52,5	100	12	22	31	34	32	1/4"	65